

Design & Production Software for Tube & Pipe


'State-of-the-art' tube software and measuring device

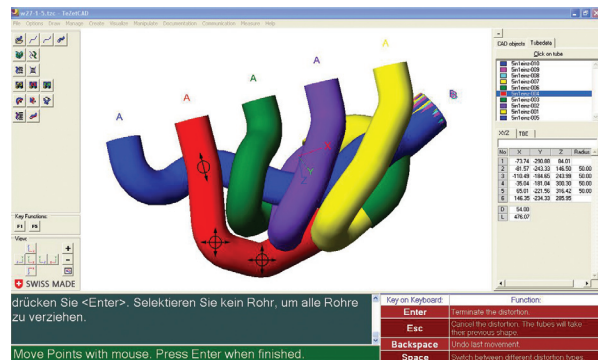
TeZetCAD tube software is engineered to serve the requirements of the tube professional by incorporating 3D design, with tube manipulation to optimise a bend, straight, diameter or end position.


The software provides basic features such as measurement, 'leap frog' mode, tolerance envelope comparison, communication to different benders, and measuring arms.

Various features have been added to TeZetCAD to simplify the user's tasks, including an easy to use 180° bend procedure or bend-in-bend guide.

Handling or changing of tube-bundles is also now possible, while multicolour components

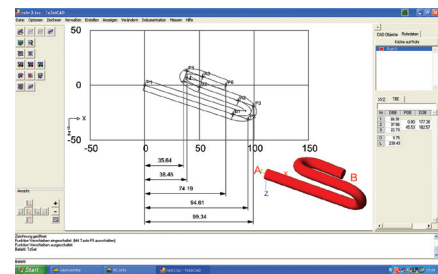
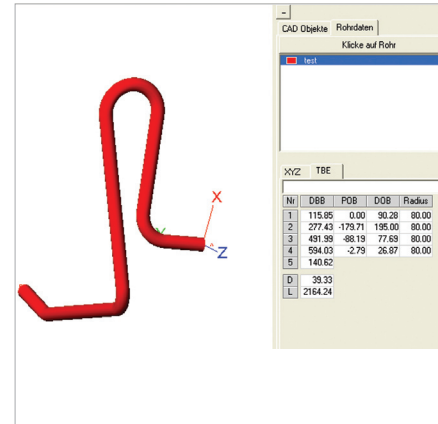
 The design of tube bundles for Formula 1 can be distorted to provide the perfect fit into the given space and control lengths of each tube




 MicroScribe for measuring and design

have been added. Using the software, there is a differentiation of the three-colour tolerance envelope for mastertube, bent tube, and correction data.

The software opens windows with XYZ or bending data, which can be edited 'on the fly' as required, for features such as diameter and tube radii variation. If a tube is longer than the workspace of the measuring device, the TeZet software carries the coordinate system forward to move either the measuring arm or the tube ('leap frogging'), to finish the measurement without interruption.



 (Top) an 180° bend can be achieved using TezetCAD, and (above) 3D tube compared to the 2D drawing

Based on the latest 3D navigation technology, each tube is measured using the new cordless 3D measuring and design stick, to attain 3D coordinates of any object in a defined workspace. The tube software then receives and evaluates all tube coordinates via the measuring stick.

In addition to the new 3D measuring stick, Tezet has introduced the new MicroScan module at the MicroScribe, a 3D Linelaser to measure 'freeform' bent tubes (variable radius). This is a sophisticated task as most articulated measuring arms cannot measure such radii.

The software takes only some essential points to define the tube geometry, to continue generating and editing tube bending data, communication to benders, exchange data to CAD systems, fixtures generation and measuring reports for quality control or ISO certification.

With this software, TeZet have enabled the reading of complex bend-in-bend XYZ data, with consequent transferral, conversion and correction.

Production management software that delivers roll forming solutions

In order to optimise a production line, it is vital that all the material, downtime, and running-rate information is fully available and analysed. Eclipse Production Management Software captures this information, measuring every inch of material used and recording every second of machine run-time. Linking the shop floor to the office, PC-based Eclipse compiles information in useful screens and reports, providing the powerful tools to generate figures and statistics that help harness the full potential of a line.

The Eclipse software provides useful tools such as order scheduling to minimise tooling and coil changes, direct order download to eliminate delays and errors through automatic order entry, real-time production status monitoring, productivity analysis, production tracking reporting, data import/export, custom labeling, and multi-user access.

AMS Controls is a leading provider of state-of-the-art electronic machine controls exclusively designed and engineered to meet the needs of roll forming operations, including blank fed and coil fed machines, cut-to-length machines, and extrusion lines.